

Teach  
to  
Dream



Topic:  
Time



# Mini Math Investigations

Three sample pages of 'Mini Math Investigation' worksheets are shown, each with a clock face and a list of activities.

**Worksheet 1: I can estimate length**

**The Task:**

- Estimate how many times you will be able to complete the following activities in one minute.
- Complete the activities and record your accurate result.
- Compare with how long your own activities.

**The Challenge: Time Count - How**

Activity	My Estimate	My Result
Jumping on the spot		
Star Jumps		
Saying my name		
Wiping my name		
Touching my toes		

**Worksheet 2: I can make an accurate clock**

**The Task:**

- Think about your school day.
- Design a timetable for a day. Include the time lessons/activities will sit, and how long they will go for.

**The Challenge: Time to**

1. What time do you start school?
2. What is your longest lesson go for?
3. What will you be doing at 11am?
4. How long is your school day?
5. What is your shortest lesson? How long is it go for?

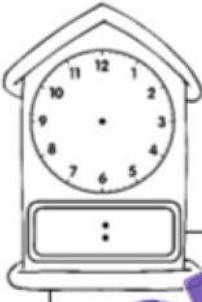
**Worksheet 3: I can identify days, weeks and months of the year**

**The Task:**

- Write a list of 365 items for a class collection.
- Write a list of 365 items for a class collection.
- Write a list of 365 items for a class collection.
- Write a list of 365 items for a class collection.
- Write a list of 365 items for a class collection.

**The Challenge: How can we sort 365 items for the year?**

- Year divided up by time?
- Working Out #1
- Working Out #2
- Working Out #3



# Mini Math Investigation

## Topic: Time



can estimate lengths of time

**PREVIEW**

The task:

- Estimate how many times you will be able to complete the following activities in one minute.
- Complete the activity and record your accurate result.
- Come up with two of your own activities.

Items needed:

- Paper
- Pens

**PREVIEW**



### The Challenge: Time Count...How many?

Activity	My Estimate	My Result
Jumping on the spot		
Star Jumps		
Saying my name		
Writing my name		
Touch my toes		

Achievement:


Developing <input type="checkbox"/>	Standard Met <input type="checkbox"/>	Teacher Assisted <input type="checkbox"/>	Completed Independently <input type="checkbox"/>
-------------------------------------	---------------------------------------	---	--





# Mini Math Investigation

## Topic: Time



I can identify days, weeks and months of the year

The task:

- In groups or as a class collect 365 items. How will you count them to make it easier (tens/hundreds etc).
- Use the items to show your understanding of what makes up a year.

Items needed:

- Paper
- Pens
- Cubes/ pop sticks



**The Challenge: How can we sort 365 items to show the year?**

How many ways is our year divided up by time?


Working Out #1	Working Out #2
Working Out #3	Working Out #4

Achievement:

Developing <input type="checkbox"/>	Standard Met <input type="checkbox"/>	Teacher Assisted <input type="checkbox"/>	Completed Independently <input type="checkbox"/>
-------------------------------------	---------------------------------------	---	--

# Mini Math Investigation

## Topic: Time



You can create and use a timetable

The task:

- Think about your dream school day.
- Design a timetable for your day. Include the time lessons/ activities will start and how long they will go for.

Items needed:

- Paper
- Pencils



### The Challenge: Timetable your dream day!

1. What time do you start your day? \_\_\_\_\_

2. What is your longest lesson? How long does it go for? \_\_\_\_\_

3. What will you be doing at 11am? \_\_\_\_\_

4. How long is your school day? \_\_\_\_\_

5. What is your shortest lesson? How long does it go for? \_\_\_\_\_

Achievement:

Developing <input type="checkbox"/>	Standard Met <input type="checkbox"/>	Teacher Assisted <input type="checkbox"/>	Completed Independently <input type="checkbox"/>
-------------------------------------	---------------------------------------	---	--





# Mini Math Investigation

## Topic Time



I can create and use a timetable

My Dream School Day	
Time	Lesson/ Activity
	Start School

PREVIEW

PREVIEW

PREVIEW

PREVIEW

# Mini Math Investigation

## Topic: Time

I can make an accurate clock

The task:

- Create your own clock using the materials provided.
- Remember to think about even spacing between your numbers.
- You can make your hour and minutes hand out of paper or use matchsticks/ cardboard.

Items needed:

- Paper
- Matchsticks
- Scissors
- Textas

### The Challenge: Make your own clock!

1. How many numbers are on a clock? \_\_\_\_\_

2. What is the time interval in minutes between each number? \_\_\_\_\_

3. Which hand is longer (hour or minutes)? \_\_\_\_\_

4. Where would the minutes hand be if it was quarter to? \_\_\_\_\_

5. Where would the hour hand be if it is half past 4? \_\_\_\_\_

Achievement:

Developing <input type="checkbox"/>	Standard Met <input type="checkbox"/>	Teacher Assisted <input type="checkbox"/>	Completed Independently <input type="checkbox"/>
-------------------------------------	---------------------------------------	---	--





# Mini Math Investigation

## Topic Time



I can make an accurate clock

PREVIEW

PREVIEW

PREVIEW

PREVIEW

Achievement:

Developing <input type="checkbox"/>	Standard Met <input type="checkbox"/>	Teacher Assisted <input type="checkbox"/>	Completed Independently <input type="checkbox"/>
-------------------------------------	---------------------------------------	---	--



# Mini Math Investigation

## Topic Time



I can make an accurate clock

PREVIEW

PREVIEW

PREVIEW


PREVIEW



Achievement:

Developing <input type="checkbox"/>	Standard Met <input type="checkbox"/>	Teacher Assisted <input type="checkbox"/>	Completed Independently <input type="checkbox"/>
-------------------------------------	---------------------------------------	---	--





# Mini Math Investigation

## Topic: Time



can estimate lengths of time

The task:

- Estimate how many times you will be able to complete the following activities in one minute.
- Complete the activity and record your accurate result.
- Come up with two of your own activities.

Items needed:

- Paper
- Pens




### The Challenge: Time Count...How many?

Activity	My Estimate	My Result
Jumping on the spot		
Star Jumps		
Saying my name		
Writing my name		
Touch my toes		

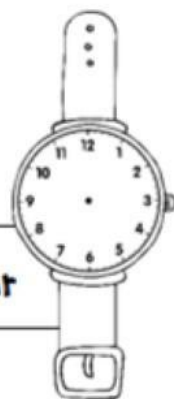
Achievement:

Developing <input type="checkbox"/>	Standard Met <input type="checkbox"/>	Teacher Assisted <input type="checkbox"/>	Completed Independently <input type="checkbox"/>
-------------------------------------	---------------------------------------	---	--



# Mini Math Investigation

## Topic: Time



I can identify days, weeks and months of the year

The task:

- In groups or as a class collect 365 items. How will you count them to make it easier (tens/hundreds etc).
- Use the items to show your understanding of what makes up a year.

Items needed:

- Paper
- Pens
- Cubes/ pop sticks



### The Challenge: How can we sort 365 items to show the year?

How many ways is our year divided up by time?

Working Out #1	Working Out #2
Working Out #3	Working Out #4

Achievement:

Developing <input type="checkbox"/>	Standard Met <input type="checkbox"/>	Teacher Assisted <input type="checkbox"/>	Completed Independently <input type="checkbox"/>
-------------------------------------	---------------------------------------	---	--





# Mini Math Investigation

## Topic: Time



**PREVIEW**

You can create and use a timetable

The task:

- Think about your dream school day.
- Design a timetable for your day. Include the time lessons/ activities will start and how long they will go for.

Items needed:

- Paper
- Pencils



### The Challenge: Timetable your dream day!

1. What time do you start your day? \_\_\_\_\_

2. What is your longest lesson? How long does it go for? \_\_\_\_\_

3. What will you be doing at 11am? \_\_\_\_\_

4. How long is your school day? \_\_\_\_\_

5. What is your shortest lesson? How long does it go for? \_\_\_\_\_

Achievement:

Developing <input type="checkbox"/>	Standard Met <input type="checkbox"/>	Teacher Assisted <input type="checkbox"/>	Completed Independently <input type="checkbox"/>
-------------------------------------	---------------------------------------	---	--



# Mini Math Investigation

## Topic Time



I can create and use a timetable

My Dream School Day	
Time	Lesson/ Activity
	Start School





# Mini Math Investigation

## Topic: Time



I can make an accurate clock

The task:

- Create your own clock using the materials provided.
- Remember to think about even spacing between your numbers.
- You can make your hour and minutes hand out of paper or use matchsticks/ cardboard.

Items needed:

- Paper
- Matchsticks
- Scissors
- Textas



### The Challenge: Make your own clock!

1. How many numbers are on a clock? \_\_\_\_\_

2. What is the time interval in minutes between each number? \_\_\_\_\_

3. Which hand is longer (hour or minutes)? \_\_\_\_\_

4. Where would the minutes hand be if it was quarter to? \_\_\_\_\_

5. Where would the hour hand be if it is half past 4? \_\_\_\_\_

Achievement:

Developing <input type="checkbox"/>	Standard Met <input type="checkbox"/>	Teacher Assisted <input type="checkbox"/>	Completed Independently <input type="checkbox"/>
-------------------------------------	---------------------------------------	---	--



# Mini Math Investigation

## Topic Time



I can make an accurate clock

PREVIEW

PREVIEW

PREVIEW

PREVIEW

Achievement:

Developing <input type="checkbox"/>	Standard Met <input type="checkbox"/>	Teacher Assisted <input type="checkbox"/>	Completed Independently <input type="checkbox"/>
-------------------------------------	---------------------------------------	---	--





# Mini Math Investigation

## Topic Time



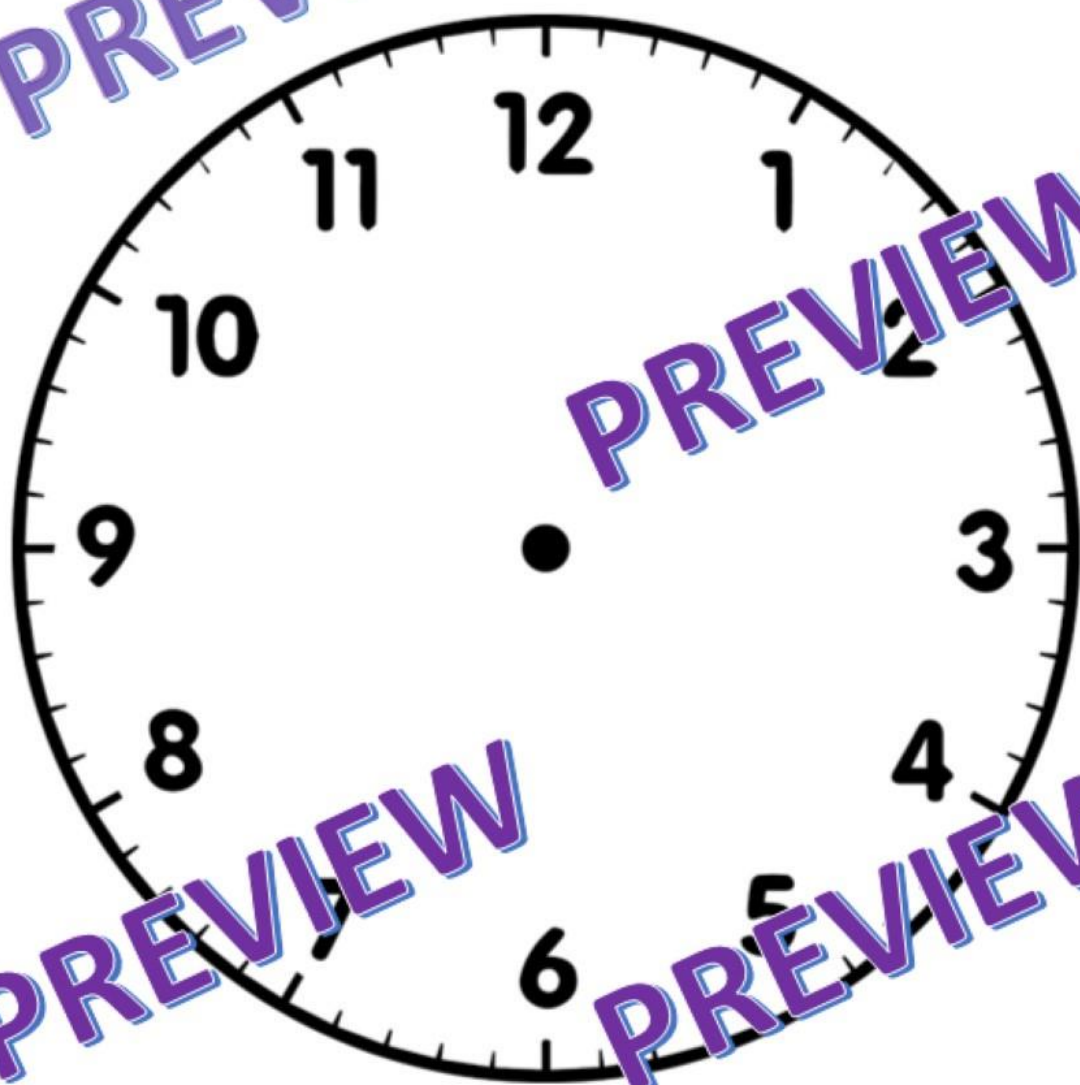
I can make an accurate clock

PREVIEW

PREVIEW

PREVIEW

PREVIEW



Achievement:

Developing <input type="checkbox"/>	Standard Met <input type="checkbox"/>	Teacher Assisted <input type="checkbox"/>	Completed Independently <input type="checkbox"/>
-------------------------------------	---------------------------------------	---	--



[Click here to provide feedback](#)



**Thanks** for purchasing one of my products!!  
Please take a look at my store to view more lesson activities and projects. More will be added weekly.  
You can view my products here:



**My store has a focus on:**

[Australian Curriculum Resources](#)

[Middle School Projects](#)

[Start of the Year Resources](#)

[Homework Choice Boards/Grids](#)

[STEM/ STEAM by Theme](#)

Dollar  
Stock  
Photos

Credit to the following stores:



Classroom  
Core

