


Students research & share Information about one South American Country



South America



Presentation Day!

Today you will share the findings about your South American Country.


discuss with your teacher to decide if you will in an interactive museum – where students d to each exhibit or if it will be a presentati the class.

ring this time you will need to;
our findings in an eye catching manne
our material (information) in detail
er questions or offer places wher
o to get further information
up an interactive activity

ACTIVE ACTIVITY

people understand what lif
may include: about the cour

South America



YOUR TASK:

~ TO RESEARCH ONE SOUTH AMERICAN COUNTRY

You will need to research and find information on the following:

Currency	Food	Weather
Tourist Attractions	Cultural Traditions	Festivals
Natural Features	Fun Facts	

Remember to

1. Take notes in own words
2. Only choose the important facts/info
3. Remember this is about quality over


Presentation: You will need to present interesting manner.

Possible resources to use:

- ~ Books on life in these countries
- ~ Websites about these three court

Work hard and good luck!

Assessment



Help them develop their own sub-questions with headings...

TEACH
to
DREAM

South America

Develop Inquiry Questions
Come up with 2-3 sub questions for
each main question



Currency

Food

Weather

Tourist attractions

Assessment: When researching, is able to develop questions for
an inquiry

INCOMPLETE/DEVELOPING/ SATISFACTORY/ Good/ EXCELLENT

© Teach to Dream

PDF
and
Google
Slides

Note Taking Sheets Provided



Bibliography

Examples

Book resource:

Author. Title. Place of Publication (first city) Publisher,
Copyright Date

Online resource:

Author of the Article (if there is one) "Title of the Article"
Date of the Article. (if there is one) <Web address> Date
viewed

My Bibliography

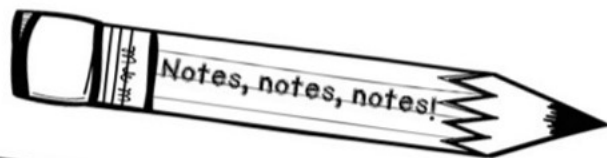
*

*

*

*

*



Make assessment relevant and easy with the use of the rubric



Assessment Rubric
Name: _____

	4 Points	3 Points	2 Points	1 Point
Content	Topic has been covered in an in-depth manner. All questions have been answered, and subject knowledge is excellent.	Almost all of the essential elements have been covered. A good overall knowledge of the subject.	Some information has been provided. Although, large parts are missing or do not relate to the topic.	Minimal content has been provided.
Spelling/ Punctuation	Work has been proof read carefully. No errors in spelling and/or punctuation.	Work has been proof read. A few errors in spelling and/or punctuation.	More than 4 errors in spelling and/or punctuation.	Many errors in spelling and/or punctuation.
Presentation	The assignment makes excellent use of fonts, colour, effects and backgrounds to enhance and tie presentation together.	Makes good use of fonts, colour, effects and backgrounds to enhance the project.	Some thought has been put into the presentation of the work. However, either fonts are hard to read or images do not relate to the project.	Either minimal effort has been put into the presentation or it has not been documented in the desired format.
Bibliography	A detailed bibliography has been handed up, and is in the correct format.	A decent bibliography list has been handed up, although not in the correct format.	An attempt at including a bibliography has been made.	No bibliography handed up.
Rough Copy	All notes have been handed up. "Key word" note taking has been used.	All notes have been handed up. Most of the notes are written in sentence format.	Some notes have been handed up. Parts of the topic/ assignment are missing.	No notes handed up.

Teacher Comment: _____

LI: Is able to describe the significance of people and events/developments in bringing about change
INCOMPLETE/DEVELOPING/ SATISFACTORY/ Good/ EXCELLENT

© Teach to Dream

South America
Assessment Rubric

Name: _____

Self/ Peer/ Teacher Assessment

Circle who has completed this review

Criteria	I	S	G
to explain the characteristics of places in different locations at local to global scales			
researching, student questions for a local inquiry			
identify a range of locations, collect and use information for inquiry.			
analyse sources to determine their origin and purpose, and identify view points			
develop, organise and present projects using historical terms and concepts.			

Teacher Comment: _____

INCOMPLETE/DEVELOPING/ SATISFACTORY/ Good/ EXCELLENT



Interested in More Year 4 HASS Resources?



TEACH to DREAM

Year 4 HASS BUNDLE

Australian Curriculum

HASS YEAR 4 History Unit

HASS YEAR 4 South America

RESEARCH PROJECT Renewable Energy

HASS YEAR 4 Africa

HASS YEAR 4 Sustainability

RESEARCH PROJECT Africa

RESEARCH PROJECT South America

HASS YEAR 4 Local Government

HASS YEAR 4 Renewable Energy

The advertisement features a central black banner with the text 'Year 4 HASS BUNDLE' in white and light blue. Above the banner is a collage of images: a 'TEACH to DREAM' logo, a sunset with acacia trees, a hand holding a globe, a solar panel, and a map of Australia. Below the banner are several smaller resource thumbnails, each with a title and a 'PDF on Google Drive' icon. A blue arrow points from the 'Australian Curriculum' text to the thumbnails.

Click to SAVE time & Money.