

DATA

OPEN ENDED TASK CARDS

3

What are some questions could ask the students in class to find out more about them?

7

Nyssa collects this data with her class:

Red		Green	
Yellow			

the question have been?

DATA

20

Draw up data/a graph where the most popular answer is your favourite colour.

DATA

Name: _____

Yes    Green

Blue No 

OPEN ENDED DATA TASK BOOKLET

OPEN ENDED TASK ANSWER SHEET

Write the number of the task card in the circle and then write/draw your answer in the box

Name: _____

OPEN ENDED DATA TASK TRACKER SHEET

Tick off the number as you complete it to keep a track of the tasks you have done

1	2	3	4	5
6	7	8	9	10
11	12	13	14	15
16	17	18	19	20



OPEN ENDED DATA TASK ANSWER SHEET

Choose the numbered task card and draw/write your answer in the box

7

8


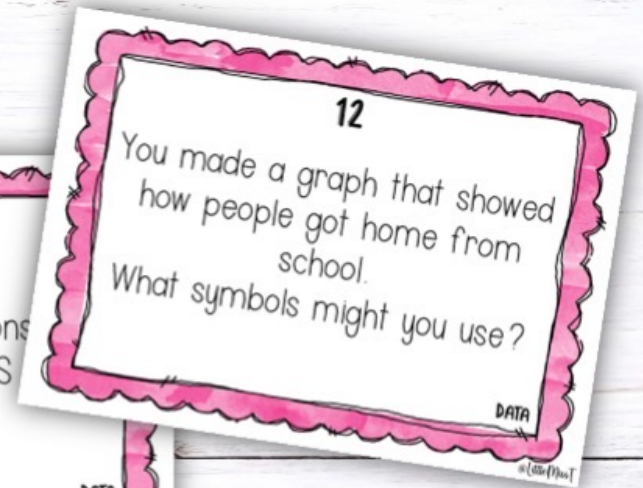
INCLUDES WORK BOOKLET

INCLUDED:

★ 20 Open Ended Data task cards – 20 question task cards that explore different aspects of Data.

★ Workbook- Easily make Data work booklets with 2 different answer page options. 2 to a page or full page..

★ Tracker sheet- Easily keep track of which task cards have been completed.



TOPICS COVERED:

USES:

- ✓ Identifying Data responses
- ✓ Describing Data
- ✓ Interpreting Data
- ✓ Creating representations of data. (Graphs)
- ✓ Using & understanding tally marks.

- ♥ Whole class activities
- ♥ Fast finisher
- ♥ Casual teaching resource
- ♥ Split book
- ♥ Math workbook
- ♥ Assessment
- ♥ Math centre/rotation activities

EASY TO USE!!

3

What are some questions you could ask the students in your class to find out more about them?

7

Nyssa collects this data with her class:

Red		Green	
Blue		Yellow	

What might the question have been?

DATA

OPEN ENDED TASK ANSWER SHEET

Write the number of the task card in the circle and then write/draw your answer in the box.

7

8




Name: _____

OPEN ENDED DATA TASK TRACKER SHEET

Tick off the number as you complete it to keep a track of the tasks you have done.



1	2	3	4	5
6	7	8	9	10
11	12	13	14	15
16	17	18	19	20

Name: _____

Yes    Green

Blue No

OPEN ENDED DATA TASK BOOKLET



PRINT AND LAMINATE
FOR ENDLESS USE
OR DISPLAY ON
SCREEN

PRINT AND GO