





# READING FLUENCY POSTERS

## READING FLUENCY

ACCURACY	READING RATE	EXPRESSION
 <p>I look at the words carefully</p> <p>I don't skip or add words</p>	 <p>I use punctuation clues to take a break</p> <p>I vary my pace when it sounds natural to</p>	 <p>I talk like the characters.</p> <p>I vary my tone &amp; volume.</p> <p>I go phrase by phrase.</p> <p>I use punctuation clues.</p>


### READING RATE



I use punctuation clues to take a break

I vary my pace when it sounds natural to


### ACCURACY



I look at the words carefully

I don't skip or add words

### EXPRESSION



I talk like the characters.

I vary my tone & volume.

I go phrase by phrase.

I use punctuation clues.

Scroll  
to  
see  
more!

There are three core components of reading fluency.

Fluency is the ability to read text accurately, quickly and with expression (prosody).


There is a very strong link between reading fluency and reading comprehension. It is so strong that they can be seen as interdependent.

Fluency can only occur if the reader understands what they are reading in order to be able to pause and phrase groups of words correctly. Similarly, if reading is labored and disjointed, reading comprehension is negatively affected.

## These Posters


These resources show the three core components of fluency: accuracy, reading rate, and expression (prosody). For each component, some tips and reminders are provided.

There are two versions – full color and lower color



# There are **full color** posters...

## READING RATE




I use punctuation clues to take a break

I vary my pace when it sounds natural to

A cartoon orange character with a smiling face is sitting on the floor, reading a blue book. Two speech bubbles are positioned above it. The first bubble on the left says "I use punctuation clues to take a break". The second bubble on the right says "I vary my pace when it sounds natural to".

## ACCURACY




I look at the words carefully

I don't skip or add words

A cartoon yellow character with a smiling face is sitting on a stack of books, reading an orange book. A speech bubble above it says "I look at the words carefully". To the right, another speech bubble says "I don't skip or add words". A clock icon is in the top right corner.




## EXPRESSION



I talk like the characters.  
I vary my tone & volume.  
I go phrase by phrase.  
I use punctuation clues.

A cartoon orange character with a neutral expression is sitting on the floor, reading a pink book. A large speech bubble above it contains the text: "I talk like the characters. I vary my tone & volume. I go phrase by phrase. I use punctuation clues."

## READING FLUENCY

ACCURACY	READING RATE	EXPRESSION
 <p>I look at the words carefully</p> <p>I don't skip or add words</p>	 <p>I use punctuation clues to take a break</p> <p>I vary my pace when it sounds natural to</p>	 <p>I talk like the characters. I vary my tone &amp; volume. I go phrase by phrase. I use punctuation clues.</p>

A composite poster titled "READING FLUENCY" is shown. It is divided into three columns: ACCURACY, READING RATE, and EXPRESSION. Each column features a cartoon character and a speech bubble with text. The ACCURACY column has a yellow character and a clock icon. The READING RATE column has an orange character. The EXPRESSION column has an orange character.





# READING FLUENCY

ACCURACY


READING RATE

EXPRESSION



# and low color versions

## READING RATE



## ACCURACY



## EXPRESSION

