

SCROLL  
to see  
more

# b & d LETTER REVERSALS

## POSTERS-VISUALS-WORKSHEETS

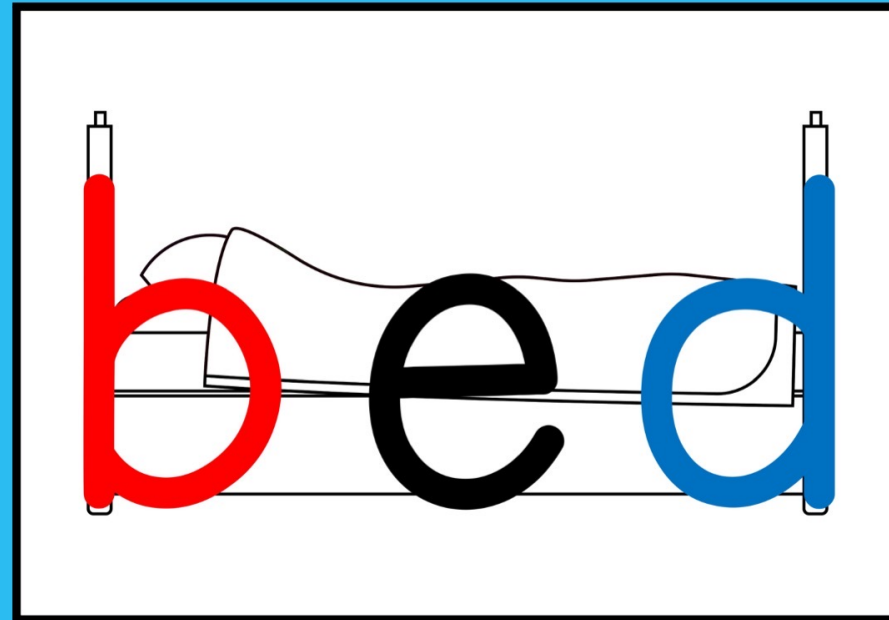

**b and d**  
Circle the correct letter.  
Circle the b  
b d d b b d b d b b d d b d d b d

Take your way through the maze by coloring the circles with 'b' in them  
Start here  
b b b d d d d d  
d d d b d d d d  
d d d b d d d d  
b b b d d d d d  
b d  
b b  
d d  
d d  
d d  
b d b d d



**b and d Handwriting**  
Trace the letters and write them below.  
bed bd  
b b b b b b b b  
d d d d d d d d d d

Take your way through the maze by coloring the circles with 'd' in them  
Start here  
d  
b b  
b b

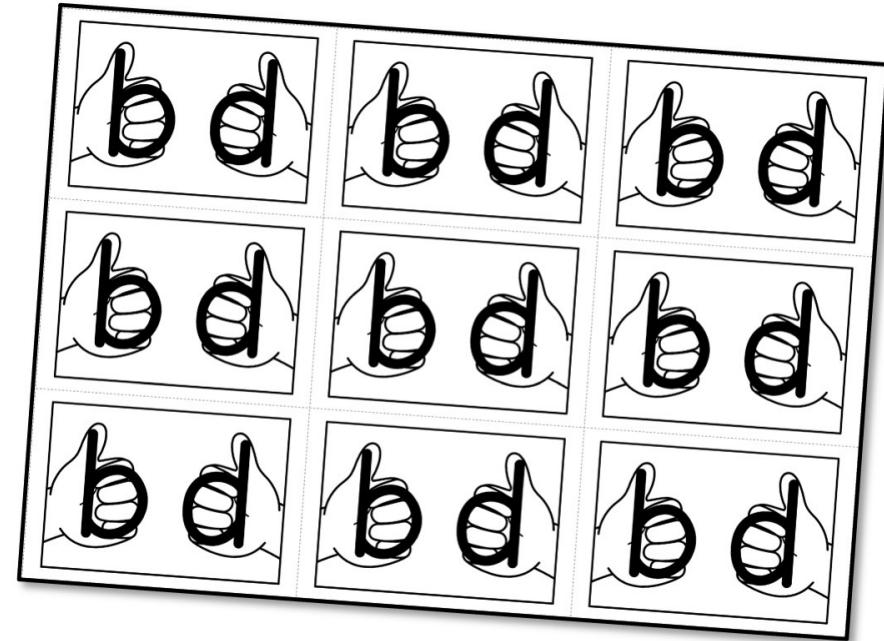
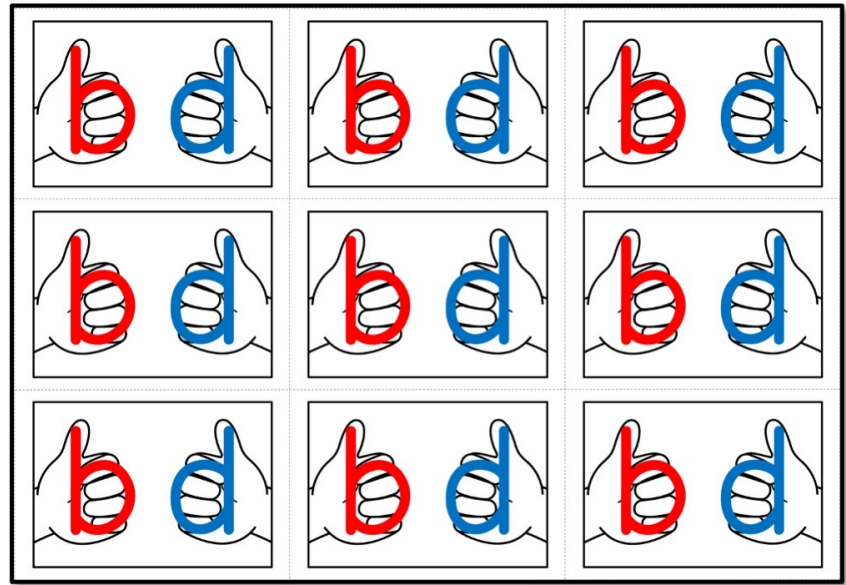
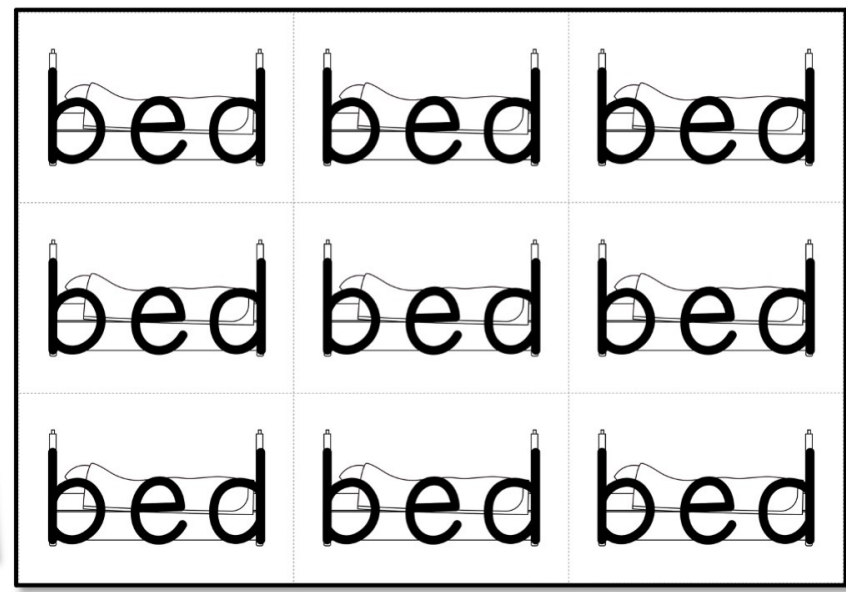

There are  
two  
versions  
of  
posters  
included



B/W versions  
also included





These  
visuals  
can be  
cut and  
kept by  
students  
to refer to





There are three worksheets. Handwriting and visual discrimination

 **b and d**   
Circle the correct letter.

Circle the b

Circle the d

Circle the b



Circle the d

Circle the b

Circle the d



**b and d Handwriting**

Trace the letters and write them below.

Make your way through the maze by coloring the circles with 'b' in them

Start here

Make your way through the maze by coloring the circles with 'd' in them

Start here

