


Fun Tasks

To Get students Thinking



Back to School Word Find

F	T	M	R	E	C	E	S	S
L	C	H	O	O	L	U		

Crack the Code!

B	C	D	E	F	G	H	I	J	K	L	M
!	?	!	!	!	!	!	!	!	!	!	!
O	P	Q	R	S	T	U	V	W	Y	X	Z
!	!	!	!	!	!	!	!	!	!	!	!

How Many Words Can You Make?

Back to School

Use the letters from 'Back to School' to make as many words as you can. You are only able to use each letter as many times as it is shown above per word you write (a - once, o - three times).

Alphabet Math

	D	E	F	G	H	I	J	K	L	M
4	\$1	\$5	\$3	\$6	\$1	\$2	\$3	\$5	\$2	\$1
P	Q	R	S	T	U	V	W	Y	X	Z
\$1	\$5	\$3	\$2	\$1	\$5	\$3	\$6	\$2	\$1	\$5

What is the value of your name?

What is the value of three of your friend's names?

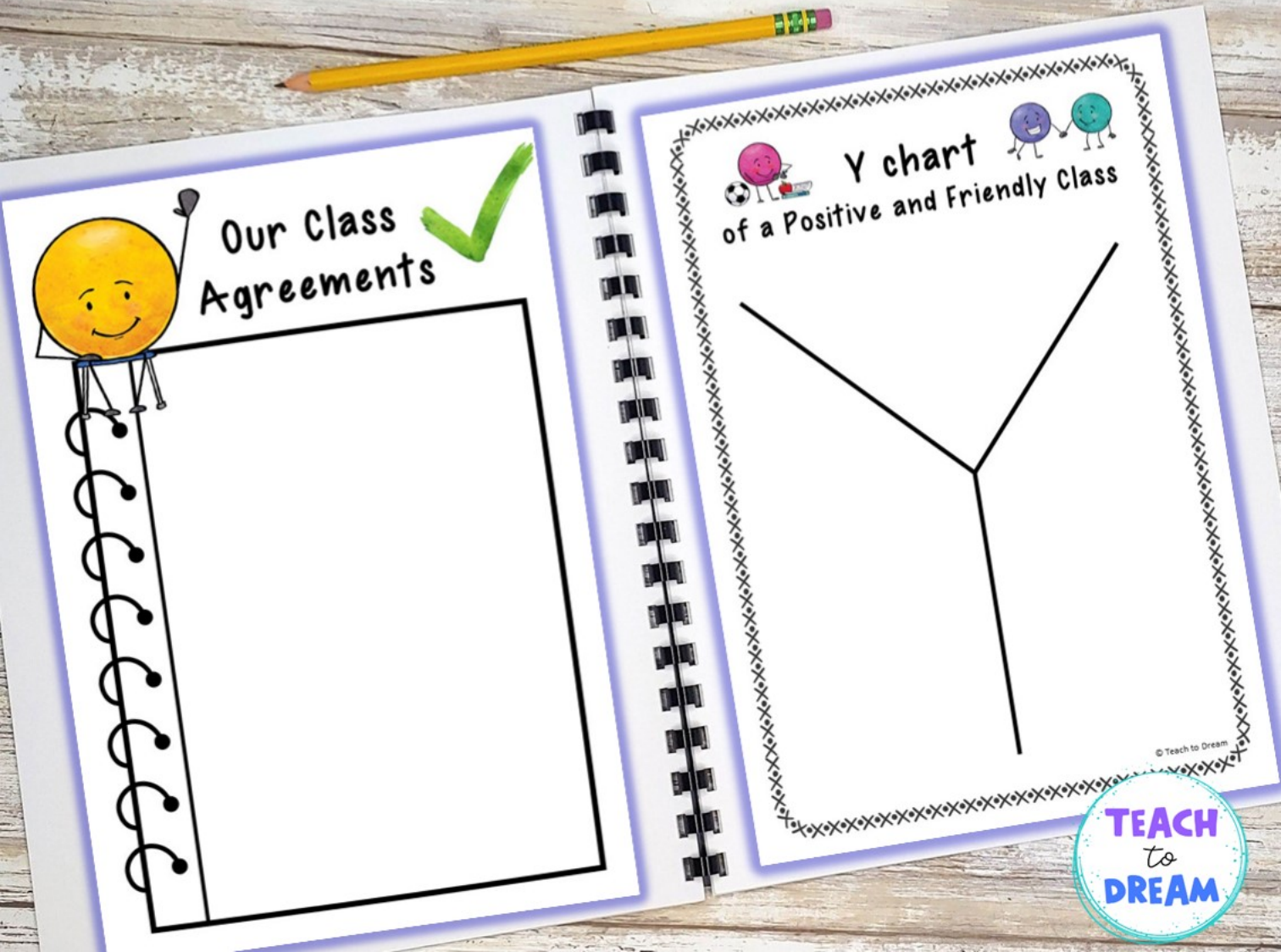
What is the lowest value 5 letter word you could make?

What is the highest value 5 letter word you could make?



Value Class Rules

Help your students understand and successfully grasp the rules in your class from the start.




© Teach to Dream

TEACH
to
DREAM

Includes Meaningful Tasks that Students Enjoy



Interview a Classmate



Name:
Age:
Birthday:
Year Level:

What is one of your best memories?

Tell me something you enjoyed last year and why?

What is a funny story that has happened to you or a family member?

What are you looking forward to this year?

© Teach to Dream

PDF
and
Google
Slides

Learn this Summer


Lesson
Three:

Be Prepared with Tasks

That will create a
POSITIVE classroom community

Number Match Up

Make student pairs







One	
-----	---



What Skills Do You Have?

What knowledge or skills can you share with our class?
Are you great at?
Setting up computers
Cleaning items neat and tidy
Creating posters/ displays

Class Memories

 January	 February	 March
 April	 May	 June

Our Class SKILL SHARE Book

TEACH
to
DREAM

Get this Fun & Engaging Bundle



Alphabet Line up

Items needed: Only students

How it works:
 Students need to line up in alphabetical order. The one that they are not allowed to talk.
 You can discuss as a class the other rules that may go into it. Can they use hand gestures? Is it ok to put your hands on another student's shoulders to help move them to the correct place. Is there a code for the first letter of a student's name compared to the second letter.

- Time how long it takes.
- Try it again later in the day/ week to see if students improve.



What I Learnt this Summer



Lesson one:



Lesson Two:

Lesson Three:



Survival Island



You have been told that you need to go live on an island for 3 months. You are only able to take 3 things from the list below.

flashlight	pocket knife	inflatable raft
T.V	shirt	bug spray
container	sunblock	umbrella
hammock	phone	tin food
candy	matches	rope

What is the first thing you would take and why?

What is the one thing you would definitely NOT take...

How You Snow E

Our Class Values/ Motto/ Logo

Your task is to design a class logo and motto that is a good representation of our class and our values



Survival Island



Share your list with another member in the class

What were the same	What were different

When discussing, did either of you change your mind about what would be the best 3 items?

Convince your class that your list is the ultimate the best survival
 Write a very persuasive speech!

Categories

Foods:

Clothing:

At school:

Your Letter

At the beach:

In the kitchen:

Also Includes Digital Option



What I Learnt this Summer

Lesson One:



Can You Make?


school

make as many words as you can. You can use any letters as it is shown above per word



Lesson Two:

Interview a Classmate



Lesson Three:

Logo

and motto for class and school



What are your best memories?

What did you enjoy last year and why?

What is the best story that has happened to you or a friend?

What are you looking forward to this year?

© Teach to Dream

© Teach to Dream

© Teach to Dream