

Digital & Print resource

Key Information Sheet



Now available to use with
Google Slides/ Classroom

This resource can now be printed as a PDF
or used in Google slides, helping you be
flexible with learning situations.

4 STEM Tasks

Give students Choice or 4 Weeks of Tasks

STEAM by Theme

Fabulous Food

The Scenario: Everyone people could the new fo



The challenge: You have to sell at y food on a walking arc make it mo



Possible Materials to use:

~ Pop sticks

STEAM by Theme

Everyone's a Winner!

The Scenario: The local carnival show has place an advertisement looking for new side show games. They are after new ideas that will encourage people to play more games.



The challenge: To design and build a mini model of a side show game that will grab people's attention! What type of attraction will you create? Will it be a game of skill or will it involve chance? How will you ensure you make a profit, by not letting too many people win? What will you offer for prizes?

Possible Materials to use:



Remember to:

STEAM by Theme

Safety First

The Scenario



The challenge



Possible to use:

~ Pop sticks
~ String
~ Paper

STEAM by Theme

The Ride of Your Life

The Scenario: A space has become available to add a new ride at the local carnival. They are looking for a ride that people from a range ages can have fun on!



The challenge: Design and build a model of a ride that both children and adults will enjoy. Will you modify an existing ride to make it more exciting/ different or do you have a brand new idea to include?

Possible Materials to use:

Remember to:



2 Different Versions

Glue in Books/ Display on Table

TEAM by
Theme

The Ride of Your Life



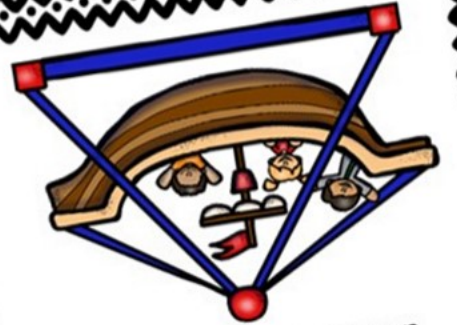
The Scenario: A space has become available to add a new ride at the local carnival. They are looking for a ride that people from a range of ages can have fun on!

The challenge: Design and build a model of a ride that both children and adults will enjoy. Will you modify an existing ride to make it more exciting/ different or do you have a brand new idea to include?



Carnival Theme

- Be CREATIVE
- Personal touch.
- Decorate it with your own
- how you could do it differently.
- Over come challenges – think
- Clean up after yourself
- Be sensible and on task.
- Actively contribute to the task.
- Ideas, and test them out.
- Listen to other group members.
- Work as a team.
- complete them.
- Record the process/ steps as you
- Complete the design stage first.



Possible Materials to use:

- ~ Paper
- ~ Tape
- ~ Glue
- ~ Craft items
- ~ Scrap materials around the classroom.

your life



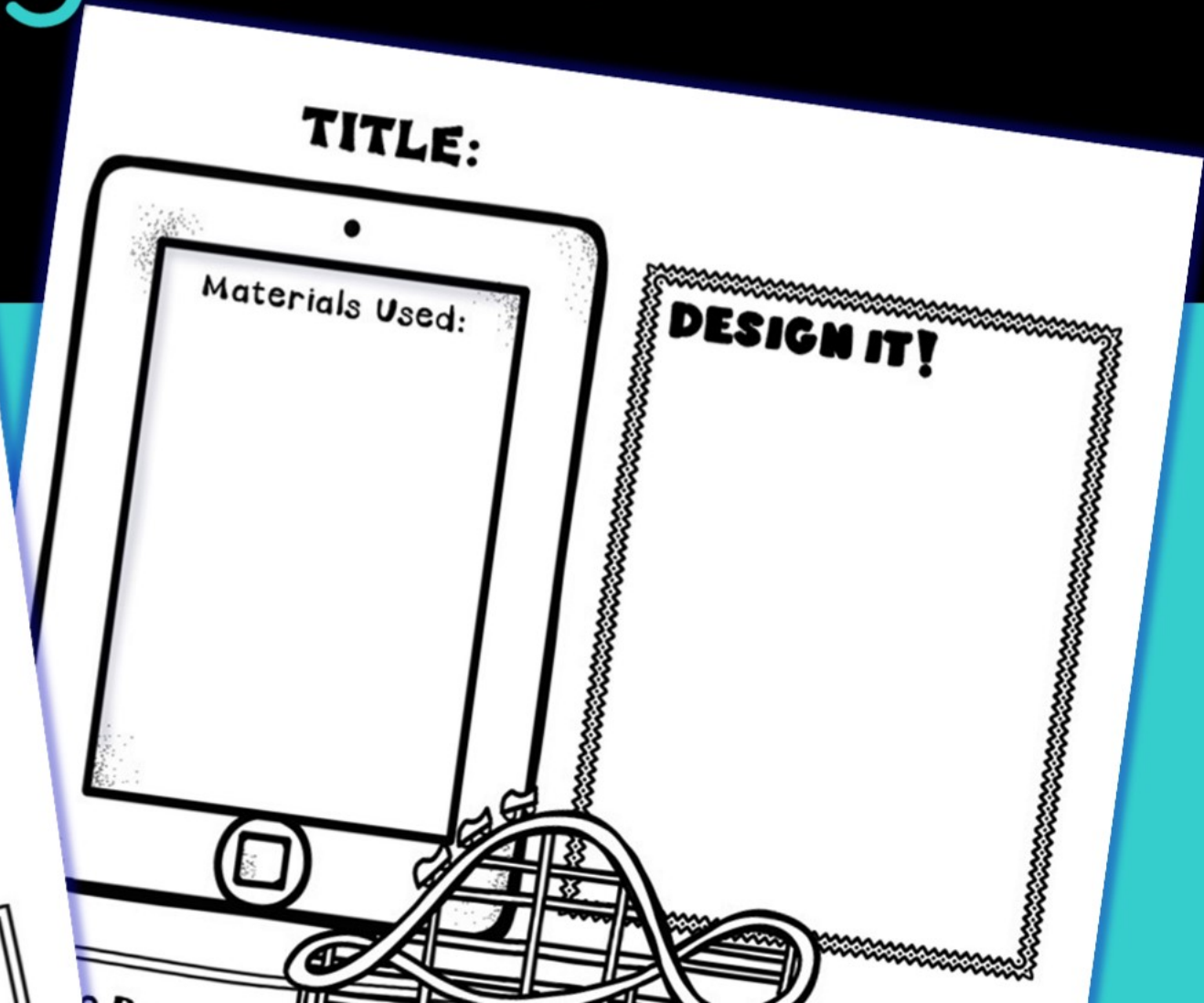
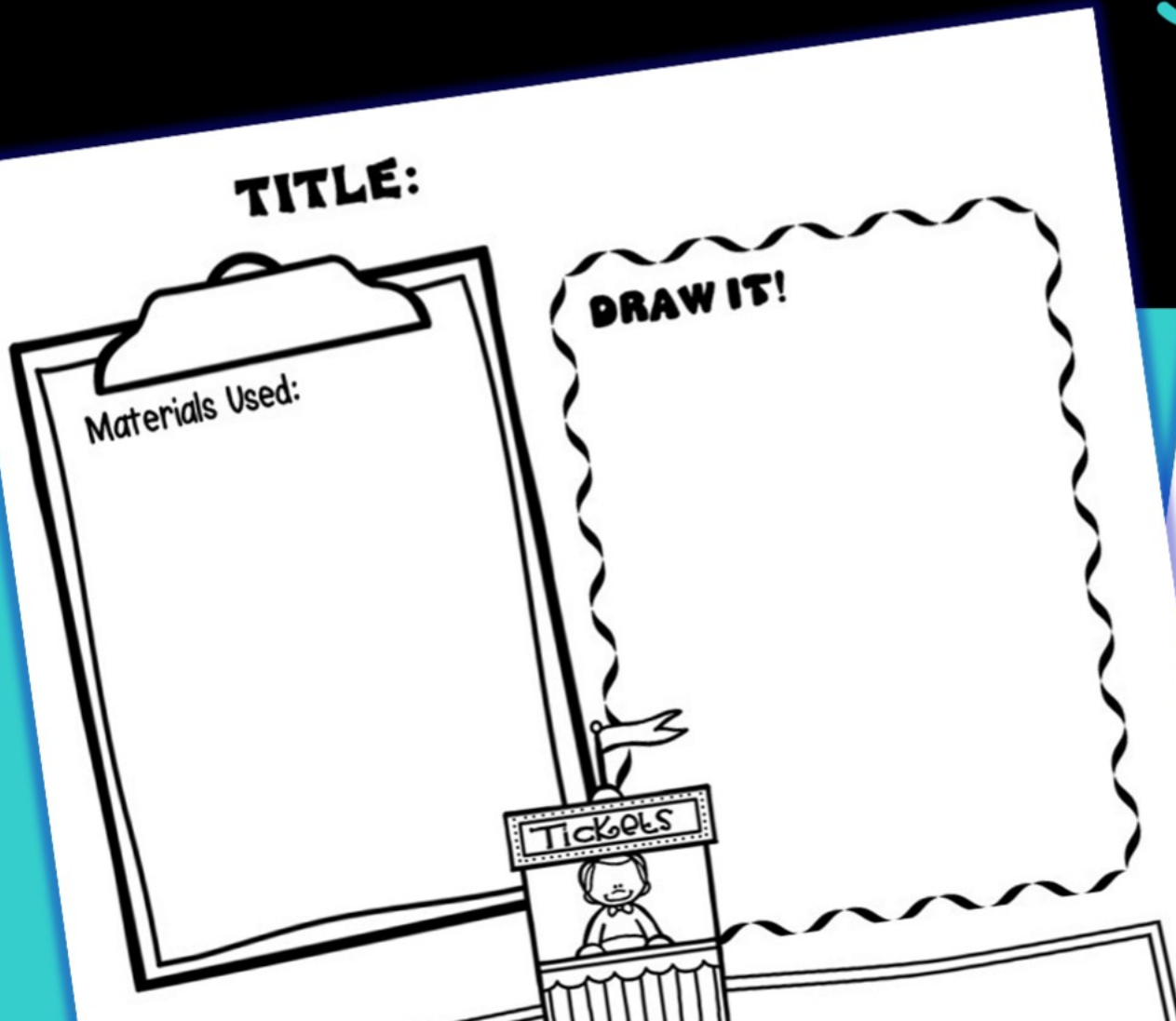
Perfect for Busy Teachers

ONLY USES BASIC CLASS SUPPLIES:

- * String
- * Pop sticks (craft sticks)
- * Paper
- * Craft items
- * Glue
- * cardboard
- * Scrap materials

**NO
PREP!**

Group Planning Sheets



Encourage groups to Reflect on their learning

