

# Digital & Print resource

## Key Information Sheet



Now available to use with  
Google Slides/ Classroom

This resource can now be printed as a PDF  
or used in Google slides, helping you be  
flexible with learning situations.

# 4 STEM Tasks

Give students Choice or 4 Weeks of Tasks

STEAM by  
Theme

## Bunny Disguise

**The Scenario:** The Easter Bunny is delivering out at other times. How can you recognise him?

**The challenge:** To design a bunny that can go anywhere without being recognised by his ears?

### Possible Materials to use:

- ~ Pop sticks
- ~ String
- ~ Newspaper
- ~ Glue

STEAM by  
Theme

## Basket of Eggs

The Scenario

The challenge

STEAM by  
Theme

## What's the Catch?

**The Scenario:** Chocolate Easter eggs are very popular and there are many designs/ brands to choose from. How can one Easter egg stand out?

**The challenge:** To design and create a new chocolate Easter egg that stands out from the others. How will you package your egg so that it protects the chocolate from breaking and stands out on the shelf? What will your design include?

### Possible Materials to use:

- ~ Pop sticks
- ~ String
- ~ Paper

### Possible Materials to use:

STEAM by  
Theme

## Precious Cargo

**The Scenario:** A baby chicken has just hatched. It has been found alone and with no one to care for it. They have asked you to provide a temporary home.

**The challenge:** To design and create a home for the baby chicken to feel safe and secure. What materials will you use to ensure it is comfortable? How big will it need to be to provide space but still feel warm and cosy? Will you include any special features?

### Possible Materials to use:



# 2 Different Versions

## Glue in Books/ Display on Table

STEAM by  
Theme

### Bunny Disguise

**The Scenario:** The Easter Bunny really enjoys his job of delivering eggs, but he is finding it difficult to go out at other times of the year without being recognised.

**The challenge:** To design a disguise for Easter Bunny to allow him to go to the shops/spend time with his friends without being recognised. How will you disguise his ears? What kind of costume will you make?



### Easter Theme

- Be CREATIVE
- personal touch.
- Decorate it with your own
- how you could do it differently.
- Over come challenges – think
- Clean up after yourself
- Be sensible and on task.
- Actively contribute to the task.
- Listen to other group members' ideas, and test them out.
- Work as a team.
- complete them.
- Record the process/ steps as you
- Remember to: Complete the design stage first.



**Possible Materials to use:**

- ~ Newspaper
- ~ Tape
- ~ Glue
- ~ Craft items
- ~ Scrap materials around the classroom.


Disguise



# Perfect for Busy Teachers




## ONLY USES BASIC CLASS SUPPLIES:

- 
- \* String
  - \* Pop sticks (craft sticks)
  - \* Paper
  - \* Craft items
  - \* Glue
  - \* cardboard
  - \* Scrap materials

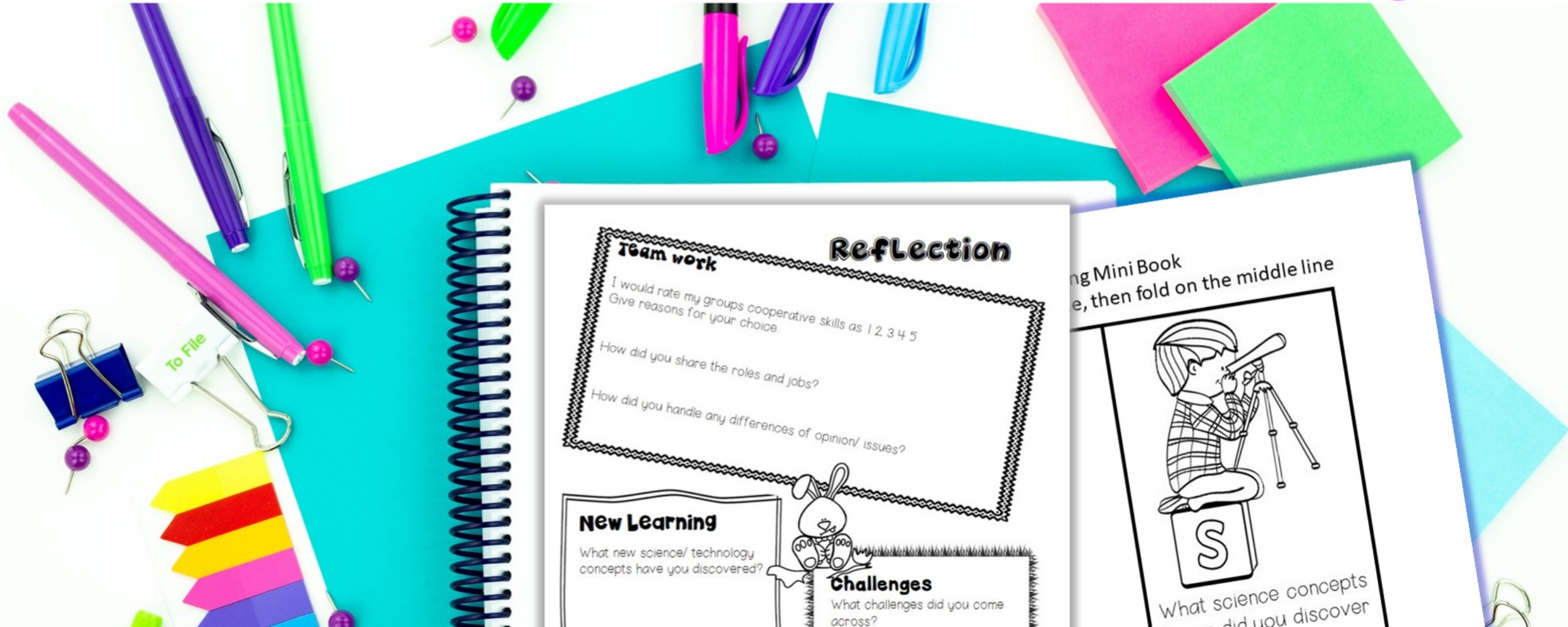
# NO PREP!



# Group Planning Sheets



# Encourage groups to Reflect on their learning



## Reflection

### Team work

I would rate my groups cooperative skills as 1 2 3 4 5  
Give reasons for your choice.

How did you share the roles and jobs?

How did you handle any differences of opinion/ issues?

### New Learning

What new science/ technology concepts have you discovered?

### Challenges

What challenges did you come across?

ing Mini Book  
e, then fold on the middle line



What science concepts  
did you discover