

Education/ Field Trip Booklet

Perfect for students to record their Ideas and learning during their trip.



MY GROUP

My group leader is:

The other students in my group are:

Illustrations of a pencil, a clipboard, and another pencil.

A worksheet for a field trip booklet. The page is titled "MY GROUP" in large, stylized letters. Below the title, there are two cartoon characters wearing hats and holding flags. The text "My group leader is:" is followed by a dashed-line rectangular box for writing. Below that, the text "The other students in my group are:" is followed by a large, empty rectangular area for drawing or writing. At the bottom of the page, there are three illustrations: a pencil on the left, a clipboard in the center, and another pencil on the right. The entire page is framed by a decorative border.

Includes safety rules

Discuss with students before the trip

My Field Trip!

Field Trip safety

1. Listen carefully to instructions.
2. Stay with your group.
3. Be sensible.
4. Participate in all of the activities.
5. Be patient and take turns.
6. Be helpful and work together as a team.
7. Make sure your group leader knows where you are at all times.
8. Use your manners and be polite.



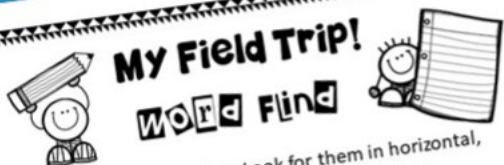
Have fun!!



© Teach to Dream

TEACH
to
DREAM

Keep students busy and having fun on the bus



My Field Trip! WORD FIND

Find the words below. Look for them in horizontal, diagonal, forwards and backwards directions.



EXPLORE
LISTEN
FIND
BUS

FRIENDS
DISCOVER
LEARN
QUESTIONS

ANSWERS
NOTES
UNDERSTAND
FUN



My Field Trip! SCAVENGER HUNT

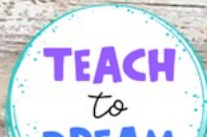


Try to find and cross off as many of these boxes as you can!

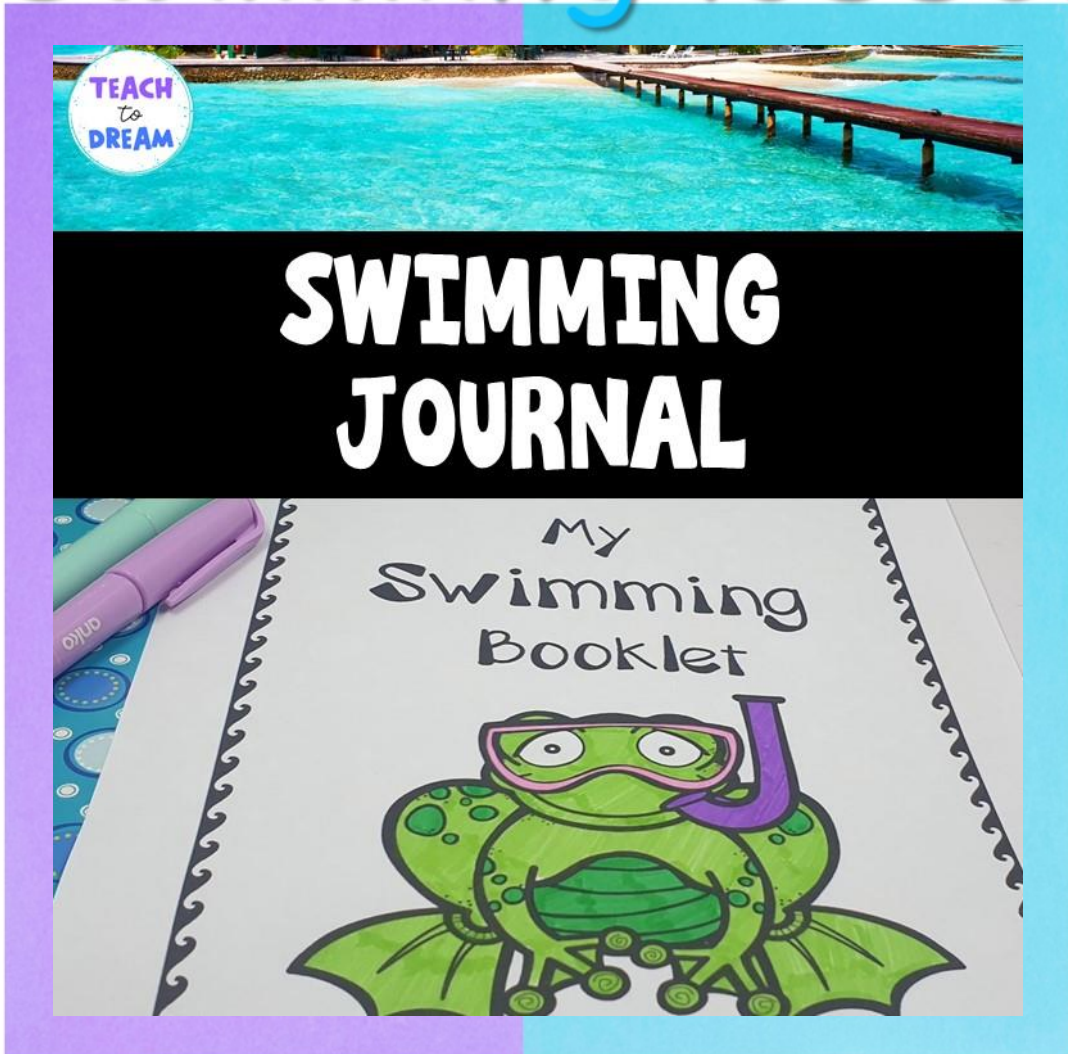
Bus	Stop sign	Fence	Yellow car
Person on a bike	BIRDS	Dog	Truck
Gas station	Road works	Playground	Scooter
plane	Bridge	Tall building	Person wearing a hat.



© Teach to Dream



Take your students
to Swimming lessons?



Click to SAVE time & Money